

Trust

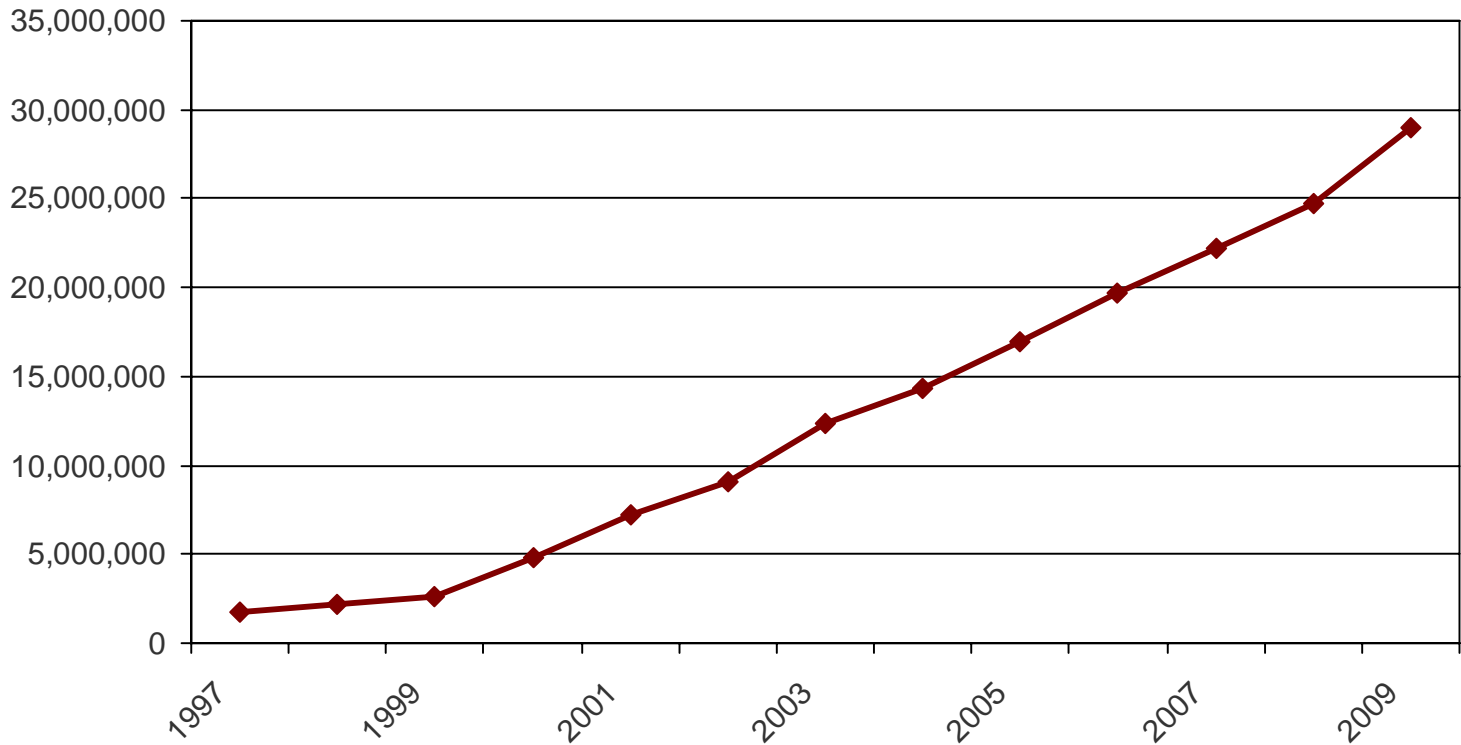
539,193,057	significant accesses
28,977,955	digitized pages
2,243,402	full-length articles
178,278	MyJSTOR accounts
25,000	Facebook friends
5,313	participating libraries
1,136	journals
578	participating publishers
143	countries
51	disciplines
1	archive for scholarship

Adding value ...

Increasing the breadth and depth of content in the archive.

value

Number of Pages Online

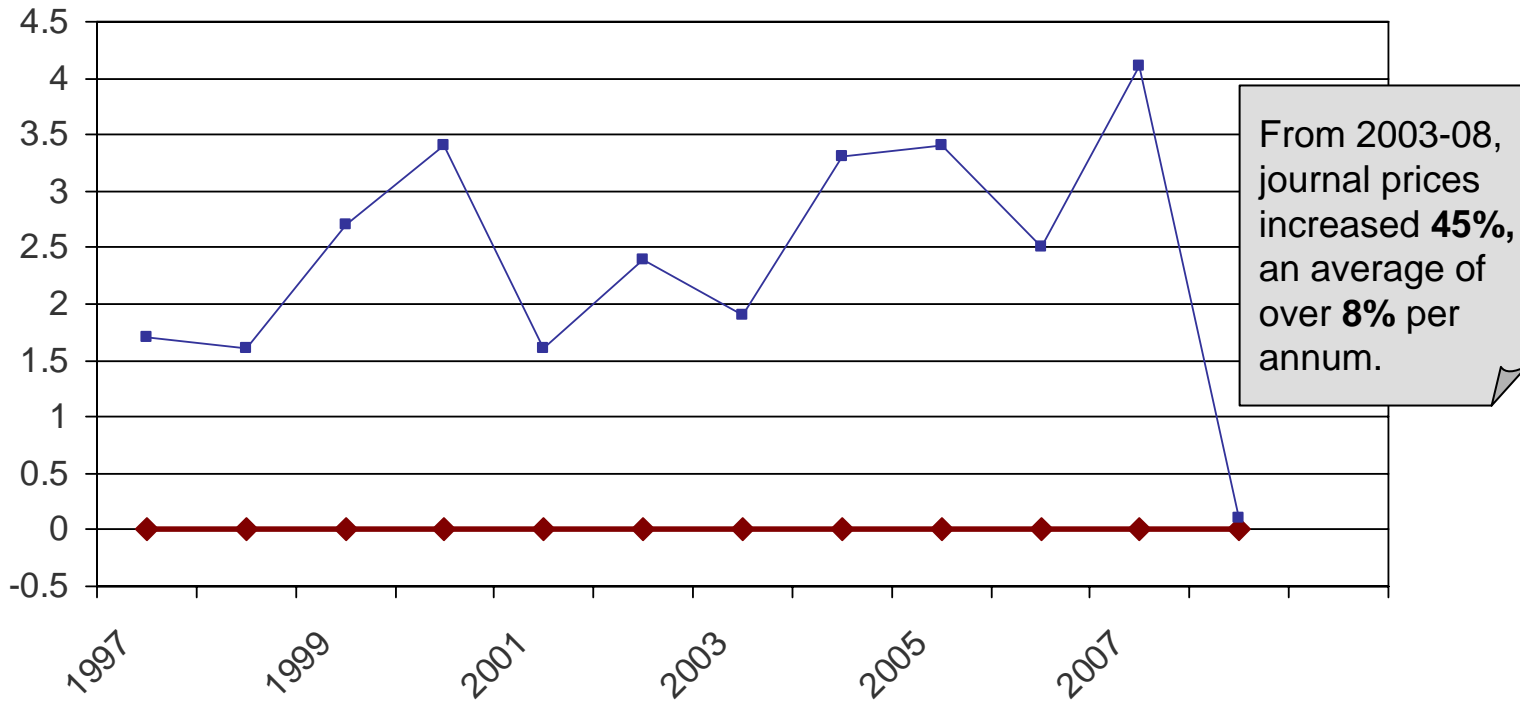


Adding value ...

Keeping the costs of participation steady of over a decade.

Value

JSTOR AAF vs. CPI (% change)

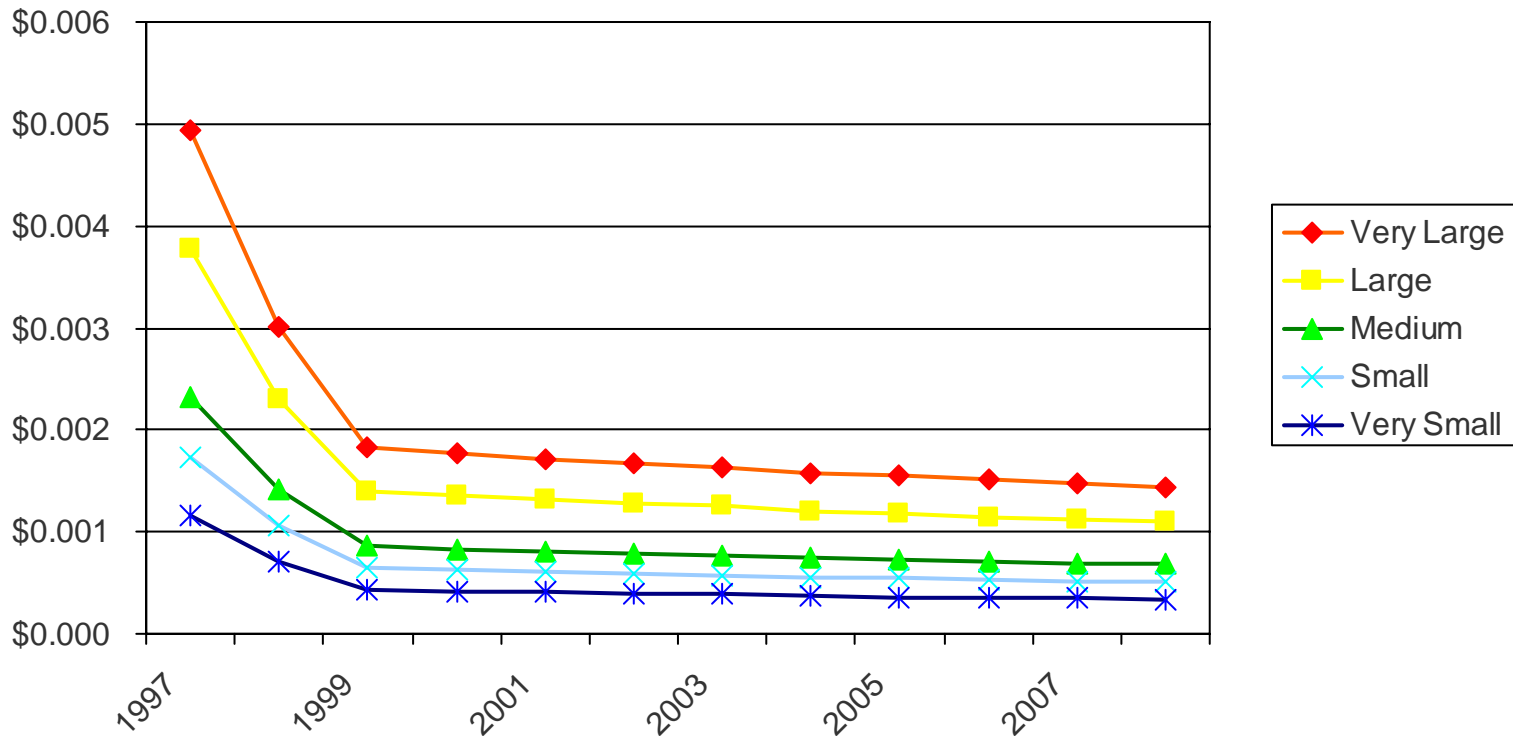


Adding value ...

Driving the participation costs per page down for libraries of all sizes.

Value

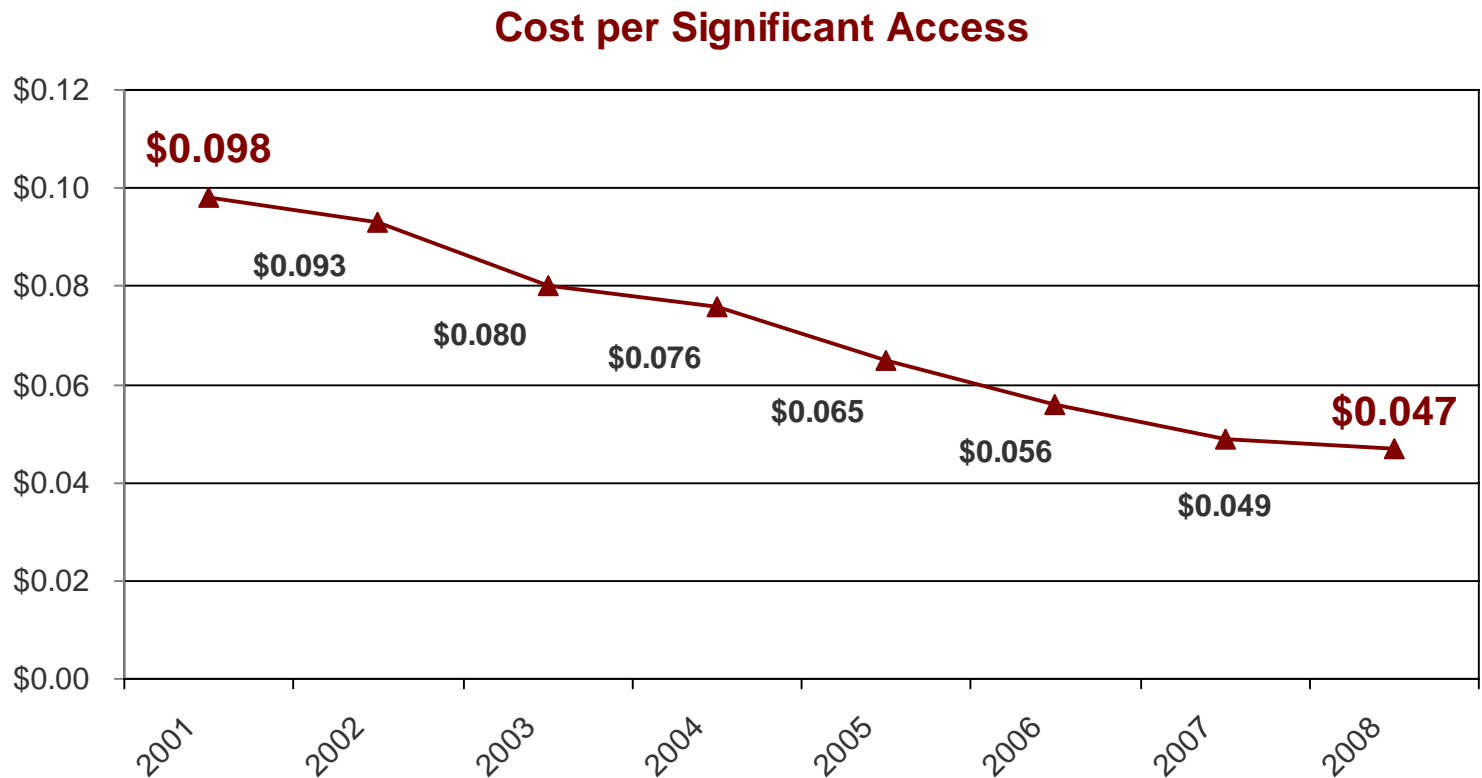
Cost per Page for A&S I



Adding value ...

Decreasing the costs per access on an annual basis for participating institutions.

value

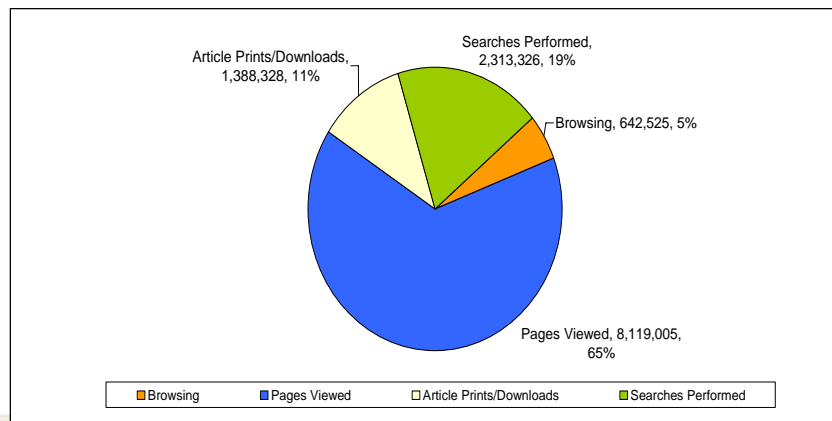


JSTOR Classification: 7 Very Large, 2 Large, 1 Very Small

Participation Summary*					
Multidisciplinary and Discipline-Specific Collections Currently Licensed	Titles Archived	Pages Archived	Shelf Space (Linear Feet)	New 2008 Titles	Pages Added in 2008
Arts & Sciences I Collection	119	5,971,864	1,464	Completed	220,064
Arts & Sciences II Collection	126	3,864,403	947	Completed	120,473
Arts & Sciences III Collection	151	3,255,663	798	Completed	89,601
Arts & Sciences IV Collection	112	3,833,312	940	Completed	169,331
Arts & Sciences V Collection*	48	688,476	169	37	529,172
Arts & Sciences Complement^	182	4,059,613	995	62	1,078,950
Life Sciences Collection	138	6,409,785	1,571	40	947,797
Business II Collection*	54	1,132,325	278	23	345,305
TOTALS	930	29,215,441	7,161	162	3,500,693

Multidisciplinary Collections Not Currently Licensed	Titles Archived	Pages Archived	Shelf Space (Linear Feet)	New 2008 Titles	Pages added in 2008
Arts & Sciences VI Collection*	42	664,771	163	42	664,771
Ireland Collection*	8	38,181	9	8	38,181
TOTALS	50	702,952	172	50	702,952

2008 Usage Summary



Total Significant Accesses	12,463,184
Total Annual Access Fees	\$485,005
Cost Per Significant Access	\$0.04



California State University System

JSTOR Classification: 16 Medium, 4 Small, 1 Very Small, 3 Special

Participation Summary*					
Multidisciplinary and Discipline-Specific Collections Currently Licensed	Titles Archived	Pages Archived	Shelf Space (Linear Feet)	New 2008 Titles	Pages Added in 2008
Arts & Sciences I Collection	119	5,971,864	1,464	Completed	220,064
Arts & Sciences II Collection	126	3,864,403	947	Completed	120,473
Arts & Sciences III Collection	151	3,255,663	798	Completed	89,601
Arts & Sciences IV Collection	112	3,833,312	940	Completed	169,331
Arts & Sciences V Collection*	48	688,476	169	37	529,172
Arts & Sciences VI Collection*	42	664,771	163	42	664,771
Arts & Sciences Complement^	182	4,059,613	995	62	1,078,950
Life Sciences Collection	138	6,409,785	1,571	40	947,797
TOTALS	918	28,747,887	7,046	181	3,820,159
2008 Usage Summary					
Multidisciplinary Collections Not Currently Licensed	Titles Archived	Pages Archived	Shelf Space (Linear Feet)	New 2008 Titles	Pages added in 2008
Ireland Collection*	8	38,181	9	8	38,181
TOTALS	8	38,181	9	8	38,181

Category	Count	Percentage
Pages Viewed	5,954,860	60%
Searches Performed	2,520,046	26%
Article Prints/Downloads	856,937	9%
Browsing	477,375	5%

Total Significant Accesses	9,797,673
Total Annual Access Fees	\$442,908
Cost Per Significant Access	\$0.05



Partnership

Libraries

ARCHIVING IN



PORTICO



Partnership

Libraries

Publishers

Current issues linking

‘discovery’ services via
Google/Google Scholar
and OCLC WorldCat

New access initiatives

Partnership

Libraries

Publishers

Scholars

Image re-compositing

Reference linking

MyJSTOR

Data for Research

Partnership

Libraries
Publishers
Scholars
Community



I T H A K A



Council on Library and Information Resources



JISC